




Key Stage 1 Parent Overview September 2024





Meet The Team



Jupiter Class

Teachers

Ms Caswell Ms Barry (Wednesday)

Support Staff

Mrs Turner

Mercury Class

Teachers

Mrs Merova

Support Staff

Ms Suffee (Mon Tues Weds) Mrs O'Sullivan (Thurs Fri)

Neptune Class

Teachers

Mrs Kelly Mrs Mollet (Thursday)

Support Staff

Miss Humphries



How are we doing so far?


Children happy, mixing well, support and nurture seen daily.

Tweaking for best outcomes as we go.





Daily Routine



Worship - daily: whole school Monday, Wednesday and Friday, Tuesday and Thursday KS1.

PE - Jupiter Tuesday(indoor) Thursday(outdoor)

Mercury/Neptune Wednesday(indoor) Friday(outdoor)

Please wear PE kits on PE days


Library - Tuesday Mercury/Neptune

Thursday Jupiter

Please remember to send in book each week for changing

Mornings - Maths, Reading, Phonics and Writing

Afternoon - Mastering Number, Science, RE and Foundation Subjects



No jewellery please





What To Bring To School



- Rain coat
- Reading Record and book
- Water bottle
- Pencil case

if possible

Writing pencil

Small ruler

Rubber

Glue stick

Sharpener

White board pen




© illustoon.com





What To Bring To School



Please keep pencil cases to a standard size!





Parent Helpers



Welcome anytime!

Especially grateful for reading support

Also other subjects and trips

Please talk to us at pick up/email if you are able to help at all



Grid?

Any class? Particular subject? Google Form?






Topics



Moon Zoom



Land Ahoy!




Towers, Tunnels and ...



The Scented Garden



Wriggle and Crawl



Coastlines

	Topic	Trip / Event
Aut 1	Moon Zoom	Alien Crash Landing Harvest Festival Monday 14th Oct 2.30pm
Aut 2	Land Ahoy	?Pirate Day suggested £3 donation Nativity
Spring 1	Towers Tunnels Turrets	?Leeds Castle £30
Spring 2	Scented Garden	?Sutton Ecology Centre £7
Summer 1	Wriggle and Crawl	Minibeast Hunt - Cheam Park
Summer 2	Coastline	Theme Day tbc

A spaceship landed in our playground!





Reading




The MORE
that you read,
the MORE things
you will know.
The MORE that you
Learn,
the MORE places you'll go.



THERE IS NO SUCH THING AS A CHILD
WHO HATES TO READ,
THERE ARE ONLY CHILDREN WHO HAVE
NOT FOUND THE RIGHT BOOK.

— FRANK SERAFINI

 BilingualKidspot.com





Phonics / Reading



What is the difference between phonics and reading?



Reading Vipers

Vocabulary
Infer
Predict
Explain
Retrieve
Sequence or Summarise





Phonics



Phonics teaches children the link between letters and the sounds they represent.

At St Dunstans we use the Little Wandle phonics scheme.

Grow the code grapheme chart

Phase 2, 3 and 5

<div>s</div> <div>ss</div> <div>c</div> <div>se</div> <div>ce</div> <div>st</div> <div>sc</div>	<div>b</div> <div>t</div> <div>tt</div>	<div>p</div> <div>p</div> <div>pp</div>	<div>n</div> <div>n</div> <div>nn</div> <div>kn</div> <div>gn</div>	<div>m</div> <div>m</div> <div>mm</div> <div>mb</div>	<div>d</div> <div>d</div> <div>dd</div>	<div>g</div> <div>g</div> <div>gg</div>	<div>c</div> <div>c</div> <div>ck</div> <div>cc</div> <div>ch</div>	<div>r</div> <div>r</div> <div>rr</div> <div>wr</div>	<div>h</div> <div>h</div>	<div>b</div> <div>b</div> <div>bb</div>	<div>f</div> <div>f</div> <div>ff</div> <div>ph</div>	<div>t</div> <div>t</div> <div>ll</div> <div>le</div> <div>al</div>	<div>j</div> <div>j</div> <div>g</div> <div>dge</div> <div>ge</div>	<div>v</div> <div>v</div> <div>vv</div> <div>ve</div>
<div>w</div> <div>wh</div>	<div>x</div>	<div>y</div>	<div>z</div> <div>z</div> <div>zz</div> <div>s</div> <div>se</div> <div>ze</div>	<div>qu</div> <div>qu</div>	<div>ch</div> <div>ch</div> <div>ture</div>	<div>sh</div> <div>ch</div> <div>ti</div> <div>ssi</div> <div>ci</div>	<div>th</div> <div>th</div>	<div>ng</div> <div>ng</div>	<div>nk</div> <div>nk</div>	<div>a</div> <div>a</div>	<div>e</div> <div>e</div> <div>ea</div>	<div>i</div> <div>i</div> <div>y</div>	<div>o</div> <div>o</div> <div>a</div>	<div>u</div> <div>u</div> <div>o-e</div> <div>ou</div>
<div>ai</div> <div>ay</div> <div>a</div> <div>a-e</div> <div>eigh</div> <div>aigh</div> <div>ey</div> <div>ea</div>	<div>ee</div> <div>ea</div> <div>e</div> <div>e-e</div> <div>ie</div> <div>y</div> <div>ey</div>	<div>igh</div> <div>ie</div> <div>i</div> <div>i-e</div> <div>y</div>	<div>oa</div> <div>o</div> <div>o-e</div> <div>ou</div> <div>oe</div> <div>ow</div>	<div>yoo</div> <div>ue</div> <div>u</div> <div>u-e</div> <div>ew</div> <div>ui</div>	<div>oo</div> <div>u*</div> <div>oul</div>	<div>ar</div> <div>a*</div> <div>al*</div>	<div>or</div> <div>aw</div> <div>au</div> <div>aur</div> <div>oor</div> <div>al</div> <div>a</div> <div>oar</div> <div>ore</div>	<div>ur</div> <div>er</div> <div>ir</div> <div>or</div>	<div>ow</div> <div>ou</div>	<div>oi</div> <div>oy</div>	<div>ear</div> <div>ere</div> <div>eer</div>	<div>air</div> <div>are</div> <div>ere</div> <div>ear</div>	<div>zh</div> <div>su</div> <div>si</div>	

Supporting your child with phonics

<https://www.littlewandlelettersandsounds.org.uk/resources/for-parents/>

Support for
phonics

How we teach

Books coming
home

Nursery rhymes
- videos

Nursery rhymes
- downloads

Useful videos



A quick guide to alien words



How we teach tricky words



How we teach blending



How we teach Phase 5

Videos



Phase 2 sounds taught in
Reception Autumn 1



Phase 2 sounds taught in
Reception Autumn 2



Phase 3 sounds taught in
Reception Spring 1



How to say Phase 5 sounds

How to say the Phase 5 sounds		
Phase 5 sounds are taught in Reception Spring 1 and 2.		
Sound	How to say the sound	When
S	Start with the sound of the letter 's' in the word 'snake'.	18-19
n	Start with the sound of the letter 'n' in the word 'nose'.	20-21
m	Start with the sound of the letter 'm' in the word 'mouth'.	22-23
e	Start with the sound of the letter 'e' in the word 'egg'.	24-25
f	Start with the sound of the letter 'f' in the word 'fish'.	26-27
l	Start with the sound of the letter 'l' in the word 'leaf'.	28-29
h	Start with the sound of the letter 'h' in the word 'hat'.	30-31
ai	Start with the sound of the letters 'ai' in the word 'ai'.	32-33
oa	Start with the sound of the letters 'oa' in the word 'oa'.	34-35

Year 1 sounds



Download a guide to how children are taught t
sounds in Year 1.

Download

Phonics weekly homework

We will send home and upload the phonics learning we will cover over the week.

Please go through the sheet with your child throughout the week to secure their understanding.

	Little Wandle - Letters and Sounds Year 1 Phonics Home Learning	
	Phase 3 - Autumn 1 Week 2	

Please support your child to practise and reinforce the phonemes and graphemes we are learning in school. More information and support can be found on the Little Wandle website - <https://www.littlewandlelettersandsounds.org.uk/resources/for-parents/>

Phonemes we will be revising this week in school -							
air	er	s	es	ai	ee	igh	oa
ow	ear	sh	zz	ss	ch	sh	qu
ar	or	ng	ck	th	ee	oi	oo

We will be reading and writing words. Can you spot this week's phonemes?

hair fairs bigger visit toads letter shower arch march
chain thorn sheet queen teeth sharp short sheep
rubbish singer chair tooth torch shark

We will be reading sentences. Can you spot any tricky words?

My dad fishes in the river.
I can feel the cobweb with my finger.
The sheep has sharp teeth.
My garden feels cool in the morning.

We will be practising tricky words. Can you spot the tricky part of the word?

what when he she we be
me have love

We continue to assess your child to match them as closely as possible to the right level of book for them.



Little Wandle Letters and Sounds Revised Reception
Child assessment

Autumn 1

m	a	p	c	o
s	g	k	u	h
i	t	n	r	f
d	ck	e	b	l

sat	man	hug	red	pe <u>ck</u>
-----	-----	-----	-----	--------------





Reading




Once secure in their phonics Year 2 children move on from Little Wandle to the Oxford Reading Scheme.

In Year 2 we teach the VIPERS reading skills.




Reading Vipers

Vocabulary
Infer
Predict
Explain
Retrieve
Sequence or Summarise





EBooks



Please continue to use this resource, you will already have the logins for access.

We will be giving out any new children their logins.




<https://www.collinshub.co.uk/login/?service=https%3A%2F%2Febooks.collinsopenpage.com%2Fwr%2Findex.html&eulogin=true>





Reading Books



Monday

All children will bring home a reading book closely matched to their reading stage

Please return on Thursday



Thursday

A second reading scheme book if your child is on the Oxford Reading Tree scheme

Please return on Monday

Friday

Children on the Little Wandle scheme will bring this book home to celebrate their reading with you

Please return on Monday

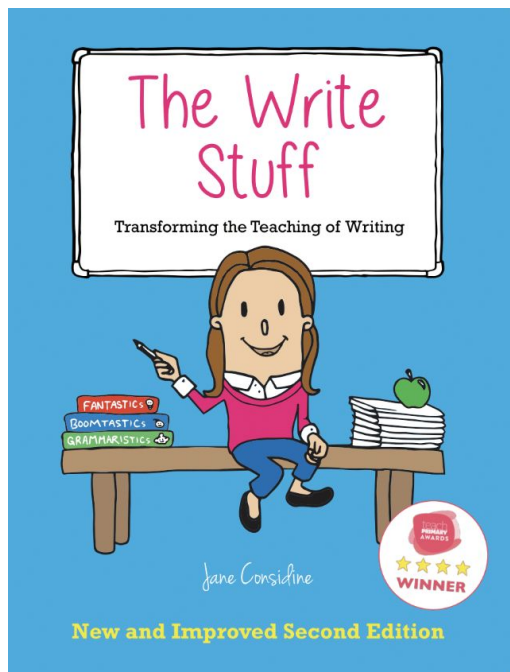
Please read at home with your child as often as possible and record in their reading record

Listen / Read to them / Ask questions / Discuss the plot and characters





Writing



Appendix 2

UK National Curriculum

Year 2: Detail of content to be introduced (statutory requirement)

Word	Formation of nouns using suffixes such as <i>-ness</i> , <i>-er</i> and by compounding [for example, <i>whiteboard</i> , <i>superman</i>] Formation of adjectives using suffixes such as <i>-ful</i> , <i>-less</i> (A fuller list of suffixes can be found in the year 2 spelling section in English Appendix 1) Use of the suffixes <i>-er</i> , <i>-est</i> in adjectives and the use of <i>-ly</i> in Standard English to turn adjectives into adverbs
Sentence	Subordination (using <i>when</i> , <i>if</i> , <i>that</i> , <i>because</i>) and co-ordination (using <i>or</i> , <i>and</i> , <i>but</i>) Expanded noun phrases for description and specification [for example, <i>the blue butterfly</i> , <i>plain flour</i> , <i>the man in the moon</i>] How the grammatical patterns in a sentence indicate its function as a statement, question, exclamation or command
Text	Correct choice and consistent use of present tense and past tense throughout writing Use of the progressive form of verbs in the present and past tense to mark actions in progress [for example, <i>she is drumming</i> , <i>he was shouting</i>]
Punctuation	Use of capital letters, full stops, question marks and exclamation marks to demarcate sentences Commas to separate items in a list Apostrophes to mark where letters are missing in spelling and to mark singular possession in nouns [for example, <i>the girl's name</i>]
Terminology for pupils	noun, noun phrase statement, question, exclamation, command, compound, adjective, verb, suffix adverb tense (past, present) apostrophe, comma





Maths

<https://whiterosemaths.com/>

parent information

White
Rose
Maths

Schools & teachers Parents & pupils About us Shop

Expert help at your fingertips

We are a group of teachers and mathematicians, dedicated to developing maths education for everyone.

I'm a... I'm looking for...

GO

Everyone can do maths: everyone can!

Mathletics









Science and RE

Core Subjects



	
<i>Love</i>	<i>Trust</i>
	
<i>Service</i>	<i>Hope</i>





Foundation Subjects



- Art
- DT
- Music
- Geography
- History
- PE
- Computing






Computing



Busy Things
Teach • Laugh • Learn



iLearn2
Primary Computing



Homework



Google Classroom (not optional!!)



Tracy Caswell
Sep 18



Dear parents,

Please could we ask to bring in any space toys to share with friends - we would be delighted to accept any space toys that are unwanted.

Today we have set Maths homework for Year 1 and for Year 2 set exercises in Mathletics and set a reading comprehension task. Please click classwork to see this.

We hope to see you on Monday at our online parent overview meeting. Also, for new parents, at the welcome drinks on Wednesday.

Have a great week,

Kind Regards,

The Year 2 Team



Homework Focus This Term



READING

- Year 2 - set Mathletics
- Year 1 - short Maths task
- Common exception words (LCSWC)

Year 2 Common Exception Words

after	class	floor	most	pretty
again	climb	gold	move	prove
any	clothes	grass	Mr	should
bath	could	great	Mrs	steak
beautiful	cold	half	old	sugar
because	door	hold	only	sure
behind	even	hour	parents	told
both	every	improve	pass	water
break	everybody	kind	past	whole
busy	eye	last	path	wild
child	fast	many	people	would
children	father	mind	plant	
Christmas	find	money	poor	

Year 1 Common Exception Words

the	is	no	one
a	his	go	once
do	has	so	ask
to	I	by	friend
today	you	my	school
of	your	here	put
said	they	there	push
says	be	where	pull
are	he	love	full
were	me	come	house
was	she	some	our
	we		



How Can We Help At Home?



- Read Read Read Read!
- Complete the homework
- Number bonds to 10 / 20
- Read and write numbers from 1 to 20 in numerals and words.
- Practise spelling common exception words
- Practise neatly copying words such as their name or days of the week.

- Read Read Read Read!
- Complete the homework
- Number bonds to 20 / 100
- Counting in 2s 3s 5s 10s
- Practise spelling common exception words
- Practise neatly copying out a sentence from a reading book.



Any Questions

